



## Double Disk Anchors

30" double 4" disk earth anchor with double fastening and tensioning head for use with straps. Designed to be augered into extremely hard soil where 6" disk anchor will not suffice. 200/Skid; 8/Bundle.

Recommended for Soil Classes 2 & 3

- 120004** 30" Long, 3/4" Shaft; 8/Bundle, 200/Skid
- 120030** Same as 120004, Galvanized
- 120008** 30" Long, 5/8" Shaft; 8/Bundle, 200/Skid
- 120011** 50" Long, 3/4" Shaft
- 120012** 42" Long, 3/4" Shaft



## M-Plate Stabilizer

- More cutting points for better balance
- Smaller and shorter plate is easier to get into ground.
- "Power Ridge" provides extra strength for as much or more resistance than traditional plates
- More resistance concentrated at the top of the anchor, so plate performs as good or better than traditional plates even though it is smaller
- Meets all state requirements except FL, so can replace traditional stabilizer plates
- Average installation in 1/3 the time of traditional plates



PATENT PENDING

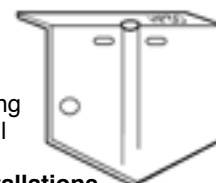
**120188** HP32

## Anchor Stabilizing Device

Prevents anchors from becoming loose by cutting through the soil when heavy winds occur.

**Required in most anchor installations.**

- 120180** Regular 12"
- 120403** Large 17.5" Galvanized



## Double Disk w/4" & 6" Disk

Shaft: 3/4". Length: 36".  
Disks: 4" & 6".

Recommended for Soil Class 4

**120019** 6/Bundle; 180/Skid



## Single Disk Anchors

Earth anchor with disk and double fastening and tensioning head.

Recommended for Soil Class 4

**With 6" Disk**

- 120000** 50" L, 5/8" Shaft; 6/Bundle, 180/Skid
- 120003** 50" L, 3/4" Shaft; 6/Bundle, 180/Skid
- 120001** 36" L, 3/4" Shaft; 6/Bundle, 180/Skid
- 120020** 60" L, 3/4" Shaft w/8" Disk; Each

**With 4" Disk**

**120016** 30" L, 3/4" Shaft; 200/Skid



## Galvanized Single Disk

- 120400** 48" L, 5/8" Shaft Galvanized, 6/Bdl.
- 120401** 50" L, 3/4" Shaft; 6/Bundle, 180/Skid
- 120402** 60" L, 3/4" Shaft; 6/Bundle, 180/Skid



## ZipCap Anchor Stabilizer

Easy to install; screws into ground with anchor when you use a ZIPCAP adapter. Saves money; you don't need to stock two types of anchors. Saves space; packaged 8 to a box for easy transport. Better performance; free-floating ZIPCAP doesn't move when anchor pulls vertically. More flexibility; approved for soil class 2 & 3 with 120004 and soil class 4 with 120019.

- 120028** HP34 ZIPCAP only
- 120050** HP34 & HP3 3/4" x 30" Anchor (F/Class 3)
- 120051** HP34 & HP17 3/4" x 36" Anchor (F/Class 4)
- 120031** Ridgid Power Drive Adapter for Zip Cap
- 120029** Electric Anchor Adapter for Zip Cap

## DEWEDGE Stabilizer



Full tension bearing device that meets or exceeds all requirements. Made of reprocessed plastic, rust proof. Weather resistant and maintenance free. 8" wide device fits precisely into an auger hole. 24" long, 1/8" to 3/4" thick.

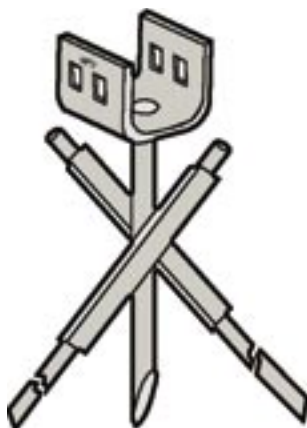
**120186**

## Cross Drive Anchors

Drive anchor with fastening and tensioning head, 3/4" shafts. Welded tubing guides the two 48" long drive rods. Designed to be driven into solid rock. 200/Skid; 4/Box.

Recommended for Soil Class 1/Solid Rock

- 120002** 48" Long
- 120010** 36" Long
- 120017** Head Only



## Speed Wrench



*No more scraped up hands!*

One handed operation tightens bolt & strap at the same time. 15/16" impact socket on one side and a 15/16" nut on the other. Combine with your own ratchet and 15/16" socket, and you have the fastest way to tighten slotted bolts.

**380107**

## Anchor Bolt & Nut

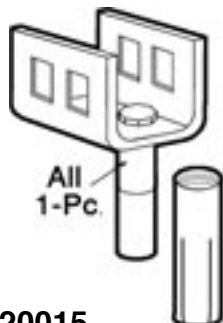


Knurled bolt increases friction between strap and bolt shaft for greater strength than smooth bolts. Slotted for use with strap. Not included with anchor.

**120006** 400/Keg

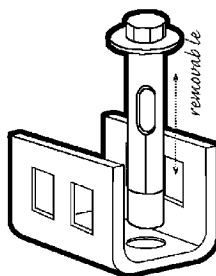
## Anchor Head W/Sleeve

Use with wet concrete.



**120334**  
1-Pc. Unit  
w/Sleeve

**120015**  
Sleeve Only



## Minute Man E-Z Anchors

Save time and money with one-step stabilized anchors for decks and steps. Easy to install, needs no concrete. Built-in stabilizer head and compacting disk, pitched dual blades. **Approved for use in Alabama for Class 3 Soil.**

**120025** 3/4" Shaft, 30" L 4430

36" with 4" and 6" disks.

**120023** 4636

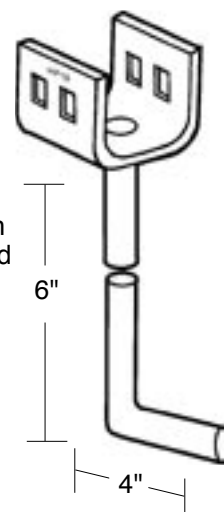
Not stocked at all locations



## Patio Slab Anchors

Patio slab hooked rod attachment with fastening and tensioning head installed when pouring concrete slab.

- 120210** Galvanized Patio Anchor
- 120007** Patio Anchor; 16/Box
- 120005** With Swivel Head; 16/Box



## Anchor Head W/Lag Bolt

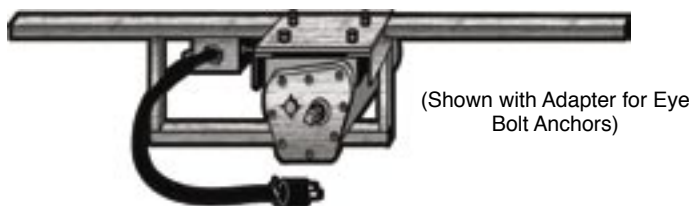
- 120009** 2-Pc. Unit; 32/Box
- 120040** Galvanized; 32/Box

Double tensioning device f/use on dry concrete or existing concrete slabs. 48/Ctn.

- 120014** Head Only
- 120018** 5/8" Lag Bolt Only



# Electric Anchor Machine



(Shown with Adapter for Eye Bolt Anchors)


Features 12 RPM, 1/2 HP, 115 volt, 6 cycle, 9 amp motor, on-off, forward-reverse switches. With its 12 RPMs, it far outpaces any 6- or 9-RPM units. When running off a generator, a minimum of 4500 watts is required.

- 120319** Machine Only      **120317** Adapter Only
- 120318** On-Off Replacement Switch
- 120315** Reversing Switch

Anchors may be effectively and safely installed manually, but the electric auger machine will make the job easier and faster. Remember, however, that this method of installation requires two people.

Always make sure to avoid underground water, phone and power lines.

Attach the anchor to drive machine. Line up the auger with the strap and start machine. Install anchor at a slight angle (12° - 15°) underneath the house. This will ensure that the head of the anchor will be concealed behind future skirting.



# RIDGID 700 Portable Power Drive



Horsepower: 1/2; RPM: 26; Weight: 25 lbs.; 115 AC. All shafts are ball-bearing mounted. Gears are packed in grease. Spring-loaded adapted pawls with forged steel spindle gear. No load: 7.5 amps, 750 watts With load: 18.0 amps, 1750 watts. Includes: drive, metal carrying case, attachment handle, connector, square adapter.

- 120260** Ridgid 700 Drive Installer Package
- 120261** 1" Adaptor



- 120264** Replacement Brushes
- 120263** Square Adapter Assy. (HP71)
- 120031** Adapter for Zip Cap



# Hydraulic Earth Drill



- **Portable:**  
for one person operation and easy maneuverability
- **Torque Free:**  
for maximum operator safety and no kick back
- **Hydraulic:**  
Powerful 11 HP Honda power source is reliable and reversible
- **Versatile:**  
Fencing, foundations, soil sampling, anchor installation & more



Little Beaver's Hydraulic Earth Drill has a highly-manuerverable three-wheel chasis with pneumatic tires, a five-gallon hydraulic reservoir and an 11 HP engine. Patented torque tube eliminates the kickback found on other earth drills, so one-man drilling is safe, fast and productive.

- 120710** Complete Assembly includes:  
Little Beaver 11 HP Power Source  
Anchor Handle Attachment  
Anchor Adaptor
- 120702** Replacement Adaptor



## Double Buckle w/8' Strap



**120296** Box  
**120297** Bulk

## Single Buckle with Strap



Galvanized strap with single buckle for fastening around home frame.

**120290** 7'; Boxed; 48/Ctn.  
**120308** 7'; Bulk  
**120275** 8'; Boxed; 48/Ctn.  
**120295** 8'; Bulk  
**120291** 10'; Boxed; 32/Ctn.  
**120292** 10'; Bulk  
**120293** 15'; Boxed; 32/Ctn.  
**120294** 15'; Bulk

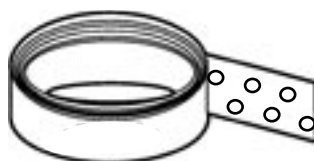
## Strap Buckle



Steel strap buckle for use in fastening strap around frame of mobile home.

**120311** 2-Slot; 100/Box  
**120314** 2-Slot; Each  
**120300** 1-Slot; Each

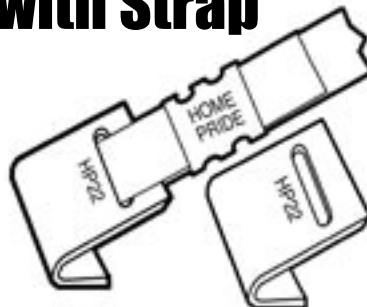
## 7' Column Tie-Down



For marriage wall columns where opening is 48" or larger. Fasten to the column above the normal up-lift straps or to block with 13 #8 1-1/4" screws (minimum).

**120435** HP38

## Frame Clamp II with Strap



Frame clamp with strap for fastening around bottom flange of home frame.

**120313** Clamp II Only; 24/Ctn.  
**120324** w/6' Strap; Bulk  
**120325** w/7' Strap; 48/Box  
**120329** w/7' Strap; Bulk  
**120326** w/10' Strap; 32/Box  
**120348** w/10' Strap; Bulk  
**120312** w/12' Strap; Bulk  
**120327** w/15' Strap; 32/Box  
**120328** w/15' Strap; Bulk  
**120330** w/8' Strap; Bulk  
**120276** w/8' Strap; 48/Box

## Anchor Strap



1-1/4" wide (with standard galvanized coating) strapping exceeds 4,725 lbs. breaking strength. (100 lb. roll: approx. 650'.)

**120301** 37'; 12/Ctn.  
**120307** 100 lb. Roll

Same as above but with galvanized coating, approved for Florida.

**120431** 37' (G120); 12/Ctn.  
**120430** 100 lb. Roll (G120)


## Strap Seal



Secures strapping together with buckles or frame clamps. Must use strap seal crimping tool (120316). 300/Ctn.

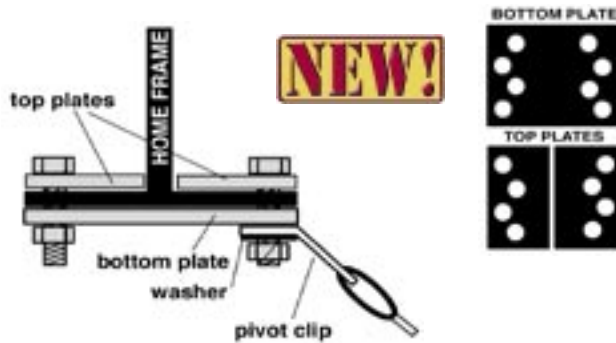
**120299**

## Strap Seal Crimping Tool



**120316**

## Longitudinal Frame Tie (4 Bolt)



Use outside holes for 3-1/2" to 4" flanges; use inside holes for 2" to 3" flanges. For Wind Zone 1. 4 1/2" x 1-1/2" Grade 5 machine bolts and 8 1/2" high strength washers included.

**120420** MMA34/2822

## Pivot Clip w/7' Strap

**120421** 2907

## Beam Hooks

Use with swivel frame connectors for attaching anchor straps to I-beams.



*Not stocked at all locations*

**120406** 3"  
**120407** 4"  
**120408** Double

## Swivel Connector w/Strap



Factory attached strap for applications where use of standard frame ties is pro-hibited. To be used with beam hook.

**120404** 7' Strap with Connector  
**120405** 10' Strap with Connector  
**120415** 5' Strap with Connector  
**120416** 12' Strap with Connector

*Not stocked at all locations*

## Angle Bracket

Use with swivel frame connectors for attaching anchor straps to I-beams.



**120409** HP24

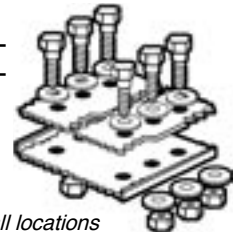
**120418** Replacement Nut and Bolt

*Not stocked at all locations*

## Gator Clamp

(Longitudinal Beam Clamp)

Use with swivel frame connectors for attaching anchor straps to I-beams.



**120410** HP28

*Not stocked at all locations*

## Stable Safe Tie Downs

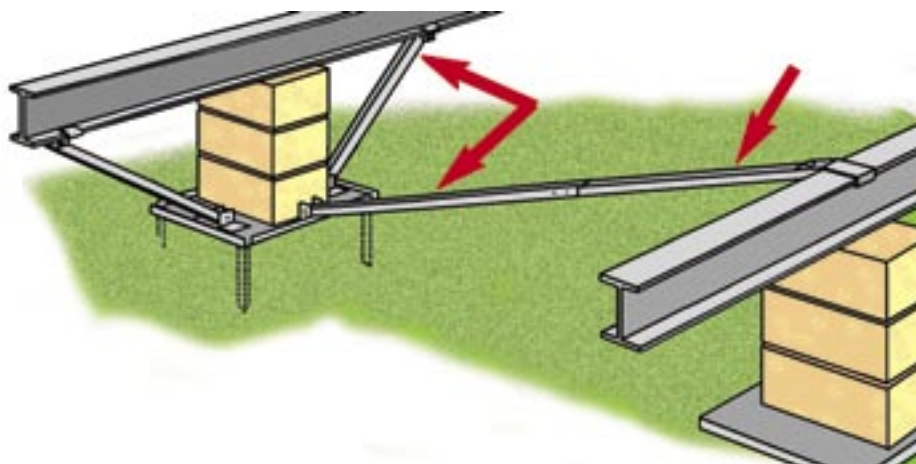
- Anchors solidly against wind to concrete foundations
- Eliminates motion caused by wind or occupant movement
- No hurricane straps are required
- Takes only minutes to install
- Adjusts in seconds to the exact height
- Requires no maintenance
- Install when concrete is being poured



**120333**

*Minute Man* anchors<sup>®</sup> inc.

# Longitudinal & Lateral Stabilizing Systems



Top-quality heavy gauge steel throughout system

Versatile: provides combined lateral and longitudinal support, or only lateral, or only longitudinal

Flat pad design installs easily, eliminates digging and driving foundation pad into ground

Exceeds requirements for all wind zones. Eliminates frame ties and stabilizers, saving time and money.

- Versatile: provides combined lateral and longitudinal support, or only lateral, or only longitudinal
- Flat pad design installs easily, eliminates digging and driving foundation pad into ground
- Top quality, heavy gauge steel provides stability
- Utilizes adjustable tubing for structural integrity with less inventory
- Easy to install and neatly packaged for warehousing and transport

## Longitudinal system includes:

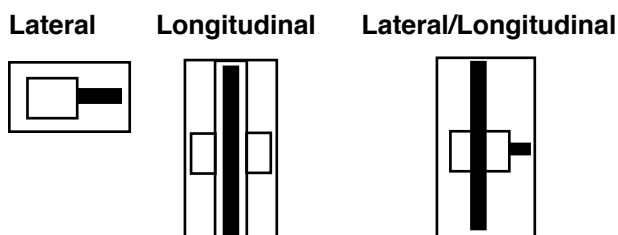
- 1 - 20" Galvanized Steel Pad
- 2 - Beam Clips w/Hardware
- 2 - 1.5" Square Bracing Tubes

- 120355** 39" Longitudinal System for Zone 1
- 120356** 44" Longitudinal System for Zone 1
- 120357** 53" Longitudinal System for Zone 1

## Lateral/longitudinal system includes:

- 1 - 20" Galvanized Steel Pad
- 1 - 60" Adjustable Lateral Tube with Hardware
- 2 - Beam Clips w/Hardware
- 2 - 1.5" Square Bracing Tubes

- 120377** 39" Lateral/Longitudinal System for Zone 1
- 120378** 44" Lateral/Longitudinal System for Zone 1
- 120379** 53" Lateral/Longitudinal System for Zone 1



\* Refers to the length of the bracing tube

## Lateral system includes:

- 1 - 20" Galvanized Steel Pad
- 1 - 60" Adjustable Lateral Tube with Hardware

- 120370** Lateral System for Zone 1

*Not stocked at all locations*

## Replacement Pins for Pan Systems

- 120368** 16" Pin



## Dry Set Longitudinal System includes:

- 2 - 120346 Dry Set Flanges and Hardware
- 2 - 120350 Beam Clips w/Hardware
- 2 - 1.5" Square Bracing Tubes

**120385** 39" Dry Set Longitudinal System

**120386** 44" Dry Set Longitudinal System

**120387** 53" Dry Set Longitudinal System

## Wet Set Longitudinal System includes:

- 2 - 120347 Wet Set Flanges and Hardware
- 2 - 120350 Beam Clips w/Hardware
- 2 - 1.5" Square Bracing Tubes

**120388** 39" Wet Set Longitudinal System

**120389** 44" Wet Set Longitudinal System

**120390** 53" Wet Set Longitudinal System

## 60" Lateral Dry Set System includes:

- 1 - 120346 Dry Set Flange and Hardware
- 1 - 120349 60" Lateral Tube and Hardware

**120395** 60" Lateral Dry Set System Assy.

## 60" Lateral Wet Set System includes:

- 1 - 120347 Wet Set Flange and Hardware
- 1 - 120349 60" Lateral Tube and Hardware

**120396** 60" Lateral Wet Set System Assy.

## Guide to Components for Longitudinal & Lateral Stabilizing Systems

These are the components of the assemblies on these two pages.  
You do NOT need to order them separately, but the following part numbers and descriptions are provided for your information.



120320 Replacement Hardware Pack

### Hardware Pack Contains:

- (2) 2" x 7-3/4" Lateral Clamps (top of beam)
- (2) 1/2" x 1-1/2" Bolts & Nuts
- (2) 1-5/8" x 2" Tube Clamps
- (2) 1/2" x 1-3/8" Washers
- (4) 1/2" x 2-1/2" Bolts & Nuts
- (8) 1/4" x 3/4" Self Drilling Screws
- (2) Instruction Sheets



Beam Clip (bottom of beam) with  
Bolts & Nuts  
120350



20" Galvanized Steel Pier Pad  
120358 w/16" Drive Pins



120349 60" Adjustable Lateral Tube  
w/Hardware (3530)

- 120346 3534 Mark MMCAF Dry Set:
- 1 Concrete Anchor Flange: MMCAF
  - 1 1/2" x 1-1/2" Carriage Bolt and Nut
  - 2 5/8" x 3" Shield Anchors

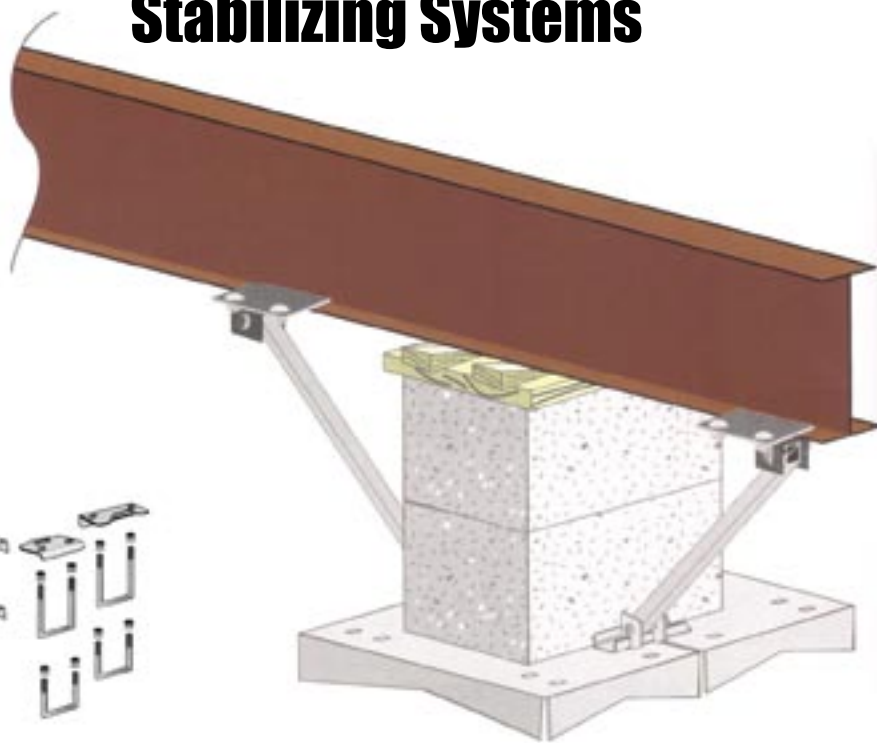
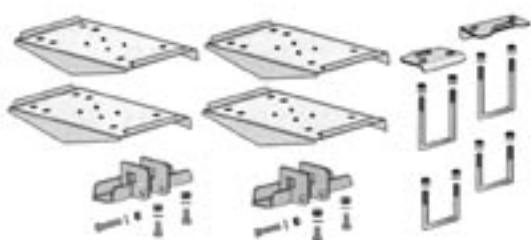


- 120347 3536 Mark MMCFW Wet Set:
- 1 Concrete Anchor Flange: MMCFW
  - 1 1/2" x 1-1/2" Carriage Bolt and Nut





# Vector Lateral And Longitudinal Stabilizing Systems




**120442** 49 State (Original) Vector Lateral Stabilization System


**NEW!**



**120441** Vector System for Concrete, w/Straps for Single Stack Blocks



**120440** Vector System for Concrete, w/Straps for Double Stack Blocks







# QUICK JACK

PATENT PENDING

## ADJUSTABLE PERIMETER SUPPORT

### FEATURES

- Adjustable from 28" to 40" with threaded rod design
- Added base blocks allow additional height
- Adjustable system with nut is easy to use
- Light, compact design
- Strong: capacity of up to 4,000 lbs.

### BENEFITS

- Set up of perimeter piers takes only minutes. SAVES TIME!
- Versatile: can be used in a variety of set-up situations
- Homeowner can make adjustments on their own for fewer call backs and lower service costs!
- Easier to transport and handle than concrete blocks
- Provides all the support needed for doorways and bay windows

For use in supporting doorways and windows for manufactured housing and portable buildings.

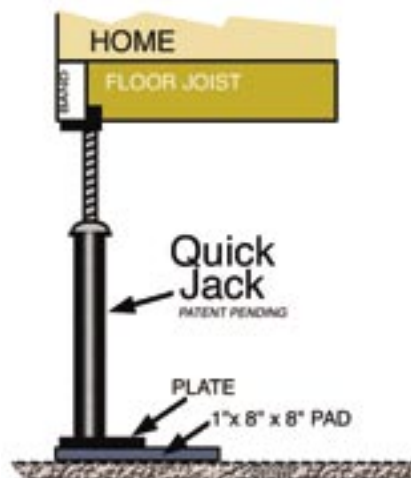
**120285** HP62; 4/Box

### INSTALLATION INSTRUCTIONS:

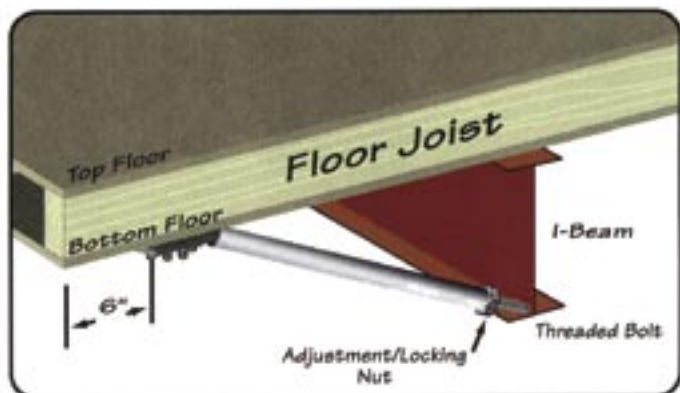

1. Place the Quick Jack directly underneath the floor joist of the home where perimeter support or blocking is called for. The area where the base meets the ground must be clear.
2. When the Quick Jack is in place, extend the threaded portion fully to meet the floor joist as close to the end near the band joist (edge of home) as possible. The head of the Quick Jack should be placed where the flat area is under the band joist and the larger section of the head with tabs is under the floor joist. See illustration above.  
If the home has brick, block or other fixed perimeter wall, the Quick Jack should support the floor joist as close to the perimeter as possible. It is not necessary to have the Quick Jack under the outside band joist.
3. Adjust the nut on the threaded portion until pressure is applied to the floor joist, holding the Quick Jack in place. Check the level of the door or window and make needed adjustments using the nut on the Quick Jack to apply more or less pressure as needed.

**NOTE:** The Quick Jack

is not to be used as the place of any primary home support or other pier support requiring more than a working load of 4,000 lbs. The Quick Jack is not warranted for any purpose other than perimeter support of doorways or windows of manufactured housing or portable structures.



## Adjustable Outrigger™



- Unaffected by frost heave
- Raises or lowers floor joists
- Never settles
- Does not interfere with skirting
- Allows you to adjust doors easily
- Eliminates problems with anchor spacing

Supports floor loads while eliminating all perimeter blocking and costing less.


**120280** 14W

**120281** 16W

## Portable Building Anchors

For use ONLY on portable buildings and sheds.

- 120305** Single Disc  
**120303** Double Disc



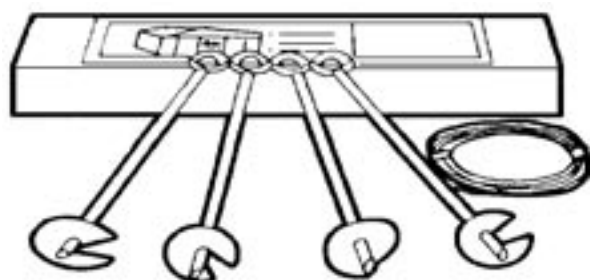
*Not stocked at all locations*

## Roof Bracket



Use for cable or strap passing over the mobile home. Holds straps or cable away from roof and sides. 100/Ctn. (Black steel, not galvanized.)

**120302** 6"



## Shed Anchor Kit

Four eye anchors 15" long w/3" disk & 50' of 500 lb. test cable.

**120306**

## Barbed Anchors

- 120026** For Rock, 24"  
**120027** For Coral with Eye  
**120032** For Coral with Head  
**120033** For Asphalt HP9-A



120026



120033

*Not stocked at all locations*



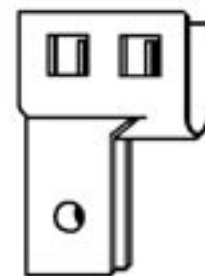
## Eye Anchor

Shaft: 5/8". Eye: 1-1/2".

- 120101** Length: 50"; 6" Disk; Bulk  
**120102** Length: 30"; 4" Disk  
**120021** Length: 30"; Double 4" Disks  
**120035** Bolt Set; includes 2" Fender Washer, 1/2" Nut, 4-1/2" x 1/2" Hex Hd Bolt

**NEW!**

## Solid Eye Adaptor



Adaptor for solid eye anchor with Home Pride fastening and tension head.

**120209** 24/Ctn.

## Jacking Plates



Use when jacking the frame's main beam to avoid damage to the beam and voiding of the warranty. Distributes the concentrated load of the jack head to the frame members. Prevents home from slipping off the jack and causing injury.

120250

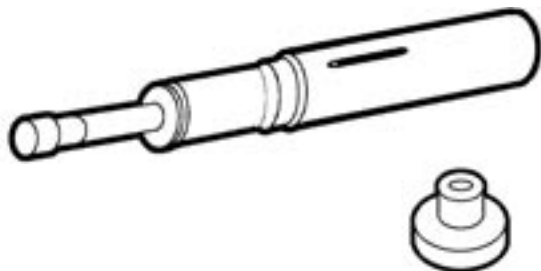
## Soil Test Probe Kit



Determines soil conditions below the surface near the anchor's helical plate. Provides maximum anchor holding strength by insuring the use of the proper anchor for each soil condition. Complete with carrying case, torque wrench, wrench adapter and instructions.

120321

## Pocket Penetrometer



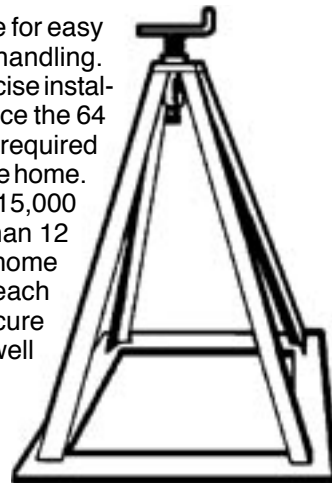
Direct-reading scale in tons/square feet. Ground and polished stainless-steel loading piston. Calibrated spring and penetrometer body plated for rust-resistance and long life. Complete with convenient belt-loop carrying case.

120322 Penetrometer

120323 Foot

## Minute Man Mobile Home Piers

Lightweight and stackable for easy storage, shipping and handling. Adjustable heights for precise installation. Only 16 piers replace the 64 concrete blocks normally required to support a 70' x 14' mobile home. Withstands in excess of 15,000 lbs. of pressure—more than 12 times the actual mobile home load of 1,268 lbs. on each stand. Ideal for quick, secure setups in dealer lots as well as the home site.



PIER HEAD NUT  
MUST BE ORDERED  
WITH EACH PIER

120196	12"	120200	24"
120202	14"	120204	26"
120197	16"	120205	28"
120198	18"	120206	30"
120203	20"	120192	Pier Head w/Nut
120199	22"		

PolyVulc

## The Black Pad® Pier Pad



Lightweight, heavy-duty recycled materials, superior drainage. Reduces Worker's Comp claims. New design is **stronger** than ever with more surface area to distribute weight evenly for greater pier spacing so you need fewer pads! Answer to **new regulations** calling for larger footprint pad for heavier homes. **Cost efficient:** costs LESS and is stronger than stacking THREE competitor's pads to handle the same weight. 100% recycled rubber and plastic.

265430	26" x 26" x 1"; 10/Bundle; 240/Skid
265431	18.5" x 18.5" x 1"; 15/Bundle; 540/Skid
265432	20" x 20" x 1"; 15/Bundle; 540/Skid
265440	16" x 16" x 1"; 15/Bundle; 810/Skid
265444	17" x 23" x 1"; 15/Bundle; 540/Skid
265448	24" x 24" x 1"; 15/Bundle; 320/Skid
265450	24" Plywood Pad (Not Stocked at All Locations)

## Hydraulic Jacks



### Bottle Jacks

Fifty-percent safety overload factor. Fewer parts, internally machined oil passages, smooth bearing surfaces and close tolerances ensure longer life and fewer breakdowns. No-leak "Uni-weld" construction. Can be used in vertical, angular or horizontal positions. Carrying handle included.



- 410191** 12 Ton Standard; 4/Ctn.
- 410190** 12 Ton Shorty; 4/Ctn.
- 410192** 20 Ton; 2/Ctn.
- 410196** Repair Kit for 20 Ton 76520, 76820 (2-9/16" plunger)
- 410189** Repair Kit for 12 Ton (2-9/16" plunger)
- 410193** Oil Filler Plug; 25/Ctn.

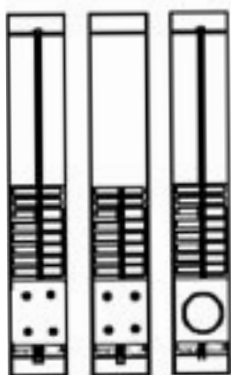
### Air Hydraulic Jacks



Equipped with U.S. Patented air motor kit for quick, easy lifting. Quick-connector provides easy removal of air hose. Uses standard shop air. Min. 9-1/2" H, max. 18-5/8".

- 410050** 12 Ton; 26 lbs.
- 410051** 20 Ton; 35.2 lbs.

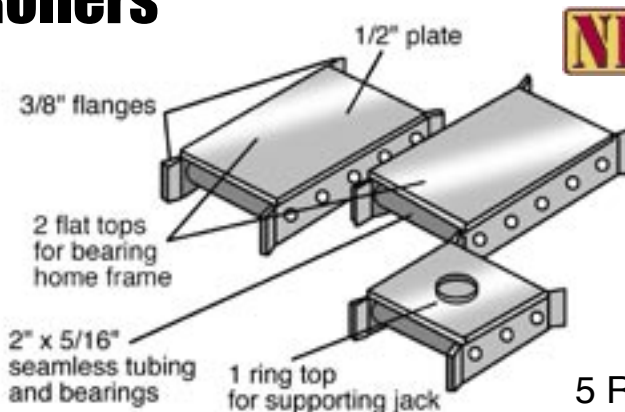
## Double-Wide Dolly



Three sections of rollers help move homes around sharp curves, into narrow driveways, placing in difficult spaces in parks, aligning with patios, and getting around obstacles such as trees.

- 411453** DW Dolly
- 411454** Screw Assembly
- 411455** Bearing Unit

## Double-Wide Prime Movers Rollers

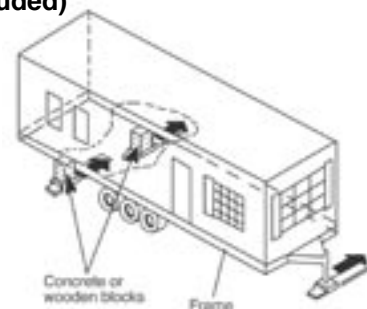


- ◆ Built to carry the new larger homes
- ◆ Rugged — 48,000 pound capacity
- ◆ Sealed ball bearings need no grease or oil ever!
- ◆ All rollers are seamless machined tubing
- ◆ Track in 7" channel iron (not included)

**5 ROLLERS**  
**48,000 LB**  
**HEAVY-DUTY**  
**CAPACITY**

With 3 Double Wide Rollers, you can move a double-wide manufactured home and put it where you want it safely without the risk of moving with jacks.

- 411460** 5 Roller 3-Pc. Set
- 411461** Replacement Roller







## Extra Heavy Duty Cable Puller

**Capacity:**  
3 ton

**Weight:** 23.9 lbs

Includes 18' of flexible 5/16" wire cable. Portable to go anywhere. 3:1 safety factor.

**382008**



## Ratchet Puller

**Leverage:** 36:1

**Capacity:** 2 tons; 2:1 safety factor  
1 ton; 4:1 safety factor

**Lift:** 6'

Galvanized 3/16" aircraft cable, plated steel frame & parts. Each unit tested before shipment. Weight: 7.2 lbs.

**382009**

## Galvanized Roofing



Replace the complete roof. Best certified steel, .125 mil thick.

**Special Order Only**



## Roof Cap Flashing

- 200055** Galvanized, 12" x 60'
- 200056** Aluminum, 10" x 50'
- 200057** Galvanized, 10" x 50'
- 200058** Aluminum, 10" x 70'
- 200059** Galvanized, 8" x 50'



## Rumble Buttons

1-1/8" dia. steel washer with neoprene backing for the best roof leak resistance.

- 263027** 500/Box; 4/Ctn.
- 263028** 100/Box; 4/Ctn.

## Frame Pullers



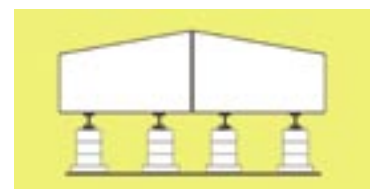
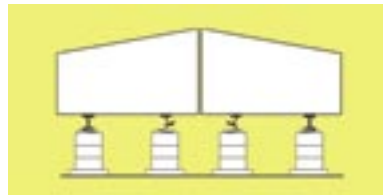
Tired of Damaged Frames?  
Can't Get the Home Tight?  
Home Won't Set Down on the Piers?  
The Frame Puller solves these problems!

The usual method of using a come-along to pull two halves of a multisectional home together so that they might be lagged or bolted often damages or bends the I-beams, preventing the home from coming together tightly enough together to meet Manufacturer's Installation Specs. (Nor does it please the homeowner who can see the gap that is left!) Also, the home will not properly rest on the support piers.

Attaching the puller to the I-Beams at the top of the frame allows more pressure to be applied with the come-along and hence pull the two halves more tightly together. The home can then be lagged or bolted together in accordance with the Manufacturer's Installation Instructions and meet the required tolerances that apply to marriage wall specifications. It also provides a tighter seal between the two halves that will benefit the homeowner for the life of the home.

**120255**

Without Frame Puller, beams can be bent and twisted...



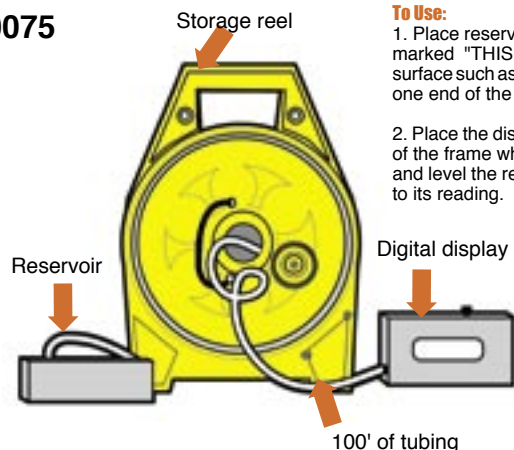
Frame Puller keeps beams nice and straight for smooth setup!

## Electronic Water Level

Easy, accurate digital leveling for mobile homes.

- ◆ Totally sealed; just check fluid monthly
- ◆ Scale reads in inches and tenths
- ◆ Typically will level to .2" (1/5") over entire radius
- ◆ Fluid is safe to sub-zero temperatures (red RV antifreeze)
- ◆ Includes: 100' tubing, storage reel

**380075**



### To Use:

1. Place reservoir end (square block marked "THIS END UP") on solid surface such as a concrete block near one end of the home.

2. Place the display on the bottom lip of the frame where you want to start and level the remainder of the frame to its reading.

## Blocks



## Wedges



Bundled with heavy bailing wire.

### Pressure-Treated Blocks

1" x 8" x 16"

**265422** 10/Bundle

**265455** 20/Bundle

2" x 8" x 16"

**265423** 5/Bundle

**265457** 10/Bundle

### Untreated Blocks

1" x 8" x 16"

**265428** 10/Bundle

**265401** Oak; 10/Bundle

2" x 8" x 16"

**265426** 5/Bundle

**265402** Oak; 5/Bundle

### Dip-Treated Blocks

**265416** 2" x 8" x 16"; Oak; 5/Bundle

**265415** 1" x 8" x 16"; Oak; 10/Bundle

### Pressure-Treated Wedges

**265433** 4"; 80/Bundle

**265437** 4"; 50/Bundle

**265436** 4"; 100/Bundle

### Dip-Treated Wedges

**265425** 3"; 30/Bundle

**265411** 4"; 30/Bundle

### Untreated Wedges

**265424** 3"; 30/Bundle

**265400** Oak 3"; 30/Bundle

**265420** 4"; 30/Bundle

**265403** Oak 4"; 30/Bundle

**NEW!**

# AlturaMATS®



**Never get stuck again!**

**Save time & money!**

- ◆ 1/2" 100% recycled polyethylene plastic
- ◆ Virtually indestructible, even in harsh conditions
- ◆ Double-sided, skid and slip resistant
- ◆ Low cost alternative to fiberglass mats
- ◆ Easily portable
- ◆ Maintenance free

Get vehicles and equipment over lawns, through mud and across soft terrain while saving labor, bog-down time, towing charges and ground restoration fees—perfect for set-ups.

**265301** 2' x 4'

**265302** 2' x 6'

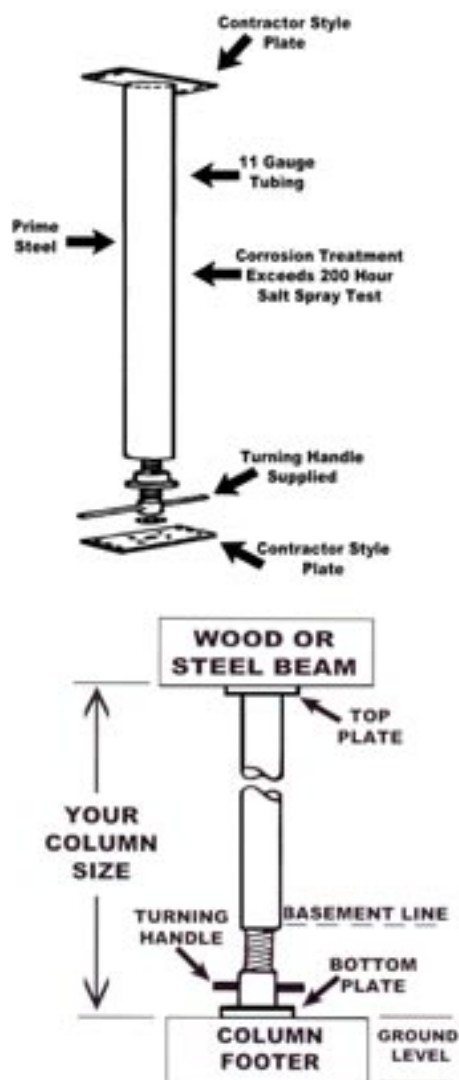
**265303** 2' x 8'

**265304** 4' x 8'

Prices and Specifications Subject to Change without Notice

Not Stocked at All Locations Due to Varying State Codes and Regulations.  
Ask your rep which product is right for your needs.

# Adjustable FHA Building Columns



Eliminates costly in-field welding and shimming. Complete BOCA National Building Code listing. Available in 3" or 4" O.D. 11 gauge ASTM-513. Meets or exceeds all AISE and ASTM specs. Corrosion tested.

	Adjustable	Gauge	Min. FHA Load Capacity
<b>120450</b>	7' 6" - 7' 10" x 3"	11	14,300 lbs.
<b>120451</b>	7' 9" - 8' 1" x 3"	11	14,300 lbs.
<b>120452</b>	8' 9" - 9' 1" x 3"	11	13,100 lbs.
<b>120453</b>	8' 9" - 9' 1" x 4"	11	21,200 lbs.
<b>120454</b>	8' 3" - 8' 7" x 3"	11	13,700 lbs.
<b>120455</b>	8' 6" - 8' 10" x 3"	11	13,100 lbs.

## Roof Jacks

*Made exclusively for the Manufactured Housing Industry*

### For jacking from the ground:

The fast, simple, inexpensive way to lift roofs. Jacks are adjustable for setting homes with varying pitches up to 7/12 from the ground. Adjustable from 11'6" to 18' for setting homes with a pitch up to 5/12. For pitches up to 7/12, an extension tube is provided giving jack adjustment up to 21'6". Comes with:

- 1) 12" x 12" base plate
- 1) 1500 Lb., 2-way brake winch w/cable
- 1) Steel pulley with holder
- 1) 4' lifting bracket
- 1) Roller jacking foot
- 1) 3-1/4" inside pole, 10' long
- 1) 3-1/2" outside pole, 10' long
- 1) Extension tube, 4' long

**410155** RJ-1000G;  
1000 lbs. load cap. per jack.  
Jack weight: 95 lbs.  
Tubing O.D. = 3.5"  
Tubing I.D. = 3.25"

**410159** RJ-1200G;  
1200 lbs. load cap. per jack.  
Jack weight: 107 lbs.  
Tubing O.D. = 3.5"  
Tubing I.D. = 3.25"

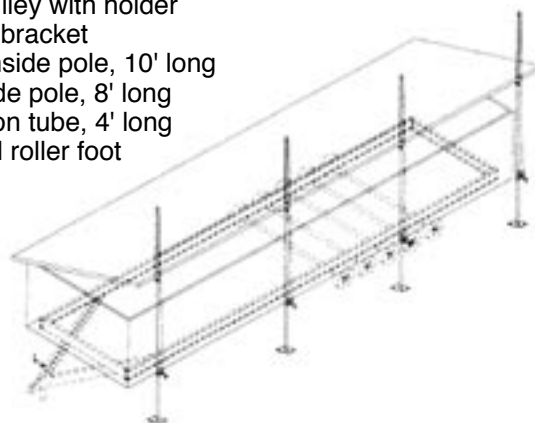
**NEW!**

### For lifting from floor or marriage joist:

This roof jack will set varying pitches up to 7/12 lifting from the floor to the marriage joist of one half to the other. Great for setup over a basement or crawl space.

Adjustable from 10' to 17' for setting homes with a pitch up to 5/12. For pitches up to 7/12, an extension tube is provided giving jack adjustment up to 19'6". Comes with:

- 1) 10" x 10" base plate
- 1) 1500 Lb., 2-way brake winch w/cable
- 1) Steel pulley with holder
- 1) 4' lifting bracket
- 1) 2-3/4" inside pole, 10' long
- 1) 3" outside pole, 8' long
- 1) Extension tube, 4' long
- 1) Optional roller foot



**410156** RJ-900F; 900 lbs. load cap. per jack.  
Jack weight: 65 lbs.  
Tubing O.D. = 3", Tubing I.D. = 2.75"



## FoamSeal<sup>2</sup>



Multi-purpose ridged sill plate gasket provides resilient sealing—perfect for setup of double wide mobile homes

- ◆ Fills gaps against air infiltration
- ◆ Easy to install—no special tools
- ◆ Resists moisture penetration to interior
- ◆ Helps seal out insects


**265050** 5.5" x 50' Roll

## Center-Seal

Centerline Insulator

Foam is completely sealed inside a high-strength vapor barrier sheathing

Flexible insulating foam core



2-Ply flanges make it easy to fasten Centers-Seal to the mating surface around perimeter of home.

- ◆ Provides a continuous seal
- ◆ Withstands exposure to the elements
- ◆ Does not blow off during transport
- ◆ Lasts even through repeated resets
- ◆ Eliminates customer concern over visible daylight
- ◆ Superior insulation for better energy efficiency and protection against rodents and insects
- ◆ Compact, lightweight and easy to handle; no skin irritation
- ◆ Needs no special tools - staples or tucks
- ◆ Installs faster than fiberglass, spray foam, etc.
- ◆ Unlike other materials, does not absorb moisture but blocks it, protecting home against structural and cosmetic damage

**265055** 2" x 375'

## Black Bottom Board Economy Tape

Specifically made for patching and splicing bottom board paper used in mobile homes. Excellent adhesion to wood, metal and plastic. Tears and hangs straight, no curl. Certified to meet HUD specifications of the Office of Mobile Home Standards and approved and certified for HVAC applications. 2" x 60 yards.



**360703**  
24/Ctn.

## Black Vapor Barrier

Uniform poly film meeting code requirements of an equivalent 6 mil polyethylene sheet. Minimizes the total area needed for ventilation under home. According to code: Except in arid regions with dry soil conditions, a uniform 6-mil polyethylene sheet material or other acceptable vapor barrier material should be installed on the ground surface beneath the home to further reduce moisture. Where an acceptable ground vapor barrier is installed and one such ventilation opening is within 3 feet of each corner of the home, the total area of ventilation openings may be reduced to one sq. ft. for every 1,500 sq. ft. of the home.



<b>265000</b>	16' x 150'	<b>265005</b>	14' x 100'
<b>265004</b>	16' x 100'	<b>265001</b>	24' x 100'
<b>265002</b>	20' x 100'	<b>265007</b>	20' x 150'

**NEW!**

## Premium Bottom Board Tape

Seal-Tite #620 with high tack -- a heavier adhesive layer, twice the thickness of economy cloth tapes, for jobs that require exceptionally high peel and sheer strength. 2" x 36 yards/roll.



**360704** 24/Ctn.

## Bottom Board

Constructed of one-ply polyethylene fabric for physical strength coated with black polyethylene film for a positive moisture barrier. (Not self-adhesive.)



<b>360000</b>	14.5' x 70'		
<b>360001</b>	14.5' x 4'		
<b>360010</b>	28" x 100'	<b>360008</b>	16' x 80'
<b>360007</b>	4' x 600'		



## White Close-Off Film

For secondary moves. UV inhibitors to prevent UV degradation.

- 265003** 12' x 120'
- 265006** 14' x 300'
- 265009** 16' x 100'
- 265008** 16' x 150'



## White/Black Vapor Barrier **NEW!**

Black on one side, white on the other.

**264999** 16' x 100', 6 mil

## Pacstrap Polyester Cord Strapping



**PERFECT FOR  
CLOSING OFF  
MOBILE HOME  
SEGMENTS...  
REPLACES FURRING  
STRIPS WITH EASE!**

No splinters... no sharp edges... easy to transport and store... and PACSTRAP can be stapled through, too!

- ◆ High tensile polyester yarn outperforms steel and polypropylene
- ◆ Absorbs sudden impacts that might break steel strapping
- ◆ Doesn't stretch out of shape like polypropylene
- ◆ Unaffected by moisture; will not rot, rust, discolor or mildew
- ◆ Impervious to extreme temps
- ◆ Resistant to UV light and many chemicals and solvents
- ◆ Soft and pliable, so it's safe and easy to use; no recoil when cut, no sharp edges or corners
- ◆ Reusable or easily disposed
- ◆ Tie by hand or secured with buckle or a seal
- ◆ Can be stapled through

- 265030** 1/2" x 3900'
- 265031** Plastic Buckles; 1000/Ctn.



## White Close-Off Tape



5.5 utility grade polyethylene patching and repair tape for close-off film and general use. White.

- 360725** 2" x 36 yards
- 360726** 4" x 36 yards

**NEW!**

## Re-Usable Ridge Cap



The best alternative for retail lot set-up. Made from high density woven polyethene providing rugged durability. Lightweight material makes for easy one-man installation using wood screws. The economical solution for temporary home protection.

- 200050** 10" x 70'
- 200051** 24" x 70'
- 200052** 10" x 80'
- 200053** 24" x 80'
- 263075** Wood Screws w/Washers; 150/Box

## Lathes (Furring Strips)



Wooden strips used to attach plastic covers, etc. to homes.

- 265025** 2" x 2" x 8'
- 265026** 2" x 2" x 3'
- 265027** 1" x 2" x 8' (Each)
- 265028** 1" x 2" x 8' (25/Bundle)

## Sta'-Put Spray Adhesive

Works well on bottom board, vinyl tops, metal or vinyl trim, styrofoam, foam rubber, glass, plastics and much more. Gives high solids, water-resistant bonds offering quick tack, non-wrinkling and flexibility.

**110250** 16 oz.; 12/Ctn.

**110253** 40# Cannister

## Sta'-Put II Spray Adhesive

Spray directly onto polystyrene safely with no melt-down. Ready to bond in four minutes. Water resistant. Especially formulated for styrofoams.

**110252** 13 oz.; 12/Ctn.



## Sta'-Put High Temp Adhesive

For use where high temperatures are an issue. Flame resistant to approx. 225° F. Non-flammable after tacked. Welds onto surface after about one minute. Not as tacky to the touch, but offers a much stronger bond once cured.

**110256** 12/Ctn.

## Sta'-Put II Remover

Simplifies clean-up of overspray and removes bonded materials. Virtually no residue. Compatible with most surfaces. Not recommended for paper-printed wallpaper without vinyl coating.

**110254** 12 oz.; 12/Ctn.



## Multi-Purpose Spray Adhesive

- High strength and fast tacking
- Adjustable spray pattern
- Water resistant, permanent bonds
- High solids, low soak-in
- Non-staining
- Excellent choice for tub wall surrounds

**110280** Adhesive



## High Strength/High Temp Spray Adhesive

- High strength, water-resistant, permanent bond
- High temperature resistance
- Adjustable spray pattern width
- High solids, low soak-in
- Non-staining
- Bonds plastic laminates and veneers including radius edgebanding

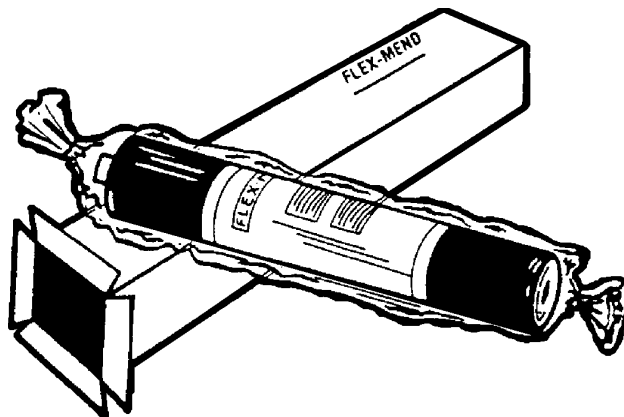
**110282**



# FLEX-PATCH Bottom Closure Mending Material

Flex-Mend™ is a woven polyethylene fabric, solid-coated with a specially formulated, very aggressive adhesive. An easily removed paper release is laminated to the fabric. With ordinary scissors, any size or shape patch or strip can be cut to fit the damaged area. All size rolls are shipped in a poly sleeve, and 100' rolls are individually boxed. Application instructions are packed with each roll.

**360002** 28" x 100'; 6 rolls/Ctn.  
**360003** 28" x 50'; 10 rolls/Ctn.  
**360004** 28" x 25'; 20 rolls/Ctn.



- \* **Neat.** A Flex-Mend™ patch is almost invisible when used to repair damaged woven polyethylene bottomboards.
- \* **Quick.** Simply cut the right size patch and peel off the paper release liner. In just seconds, the entire hole or tear is covered permanently!
- \* **Waterproof.** Both the substrate and the adhesive are unaffected by moisture or water.
- \* **Strong.** An attempt to remove the patch will result in destruction of the patched area.
- \* **Permanent.** Neither the substrate or adhesive will deteriorate.
- \* **Unaffected by Cold.** Flex-Mend™ can be applied in below-freezing temperatures and will hold regardless of the season.



## Do-It-Yourself Mending Kit



Ten sq. ft. (54" x 28") of Flex-Mend™ along with 20 sq. ft. (108" x 28") of woven polyethylene bottomboard (without adhesive) packed in a 2-1/2" diameter spiral tube. Repair small holes, tears and cuts by cutting patches from Flex-Mend™, or larger damaged areas where the original bottomboard is missing using bottomboard replacement material. Then, Flex-Mend™ can be cut into strips and applied as a tape to seal the un-coated bottomboard patch in place. Application instructions are printed on the outside of each tube.

**360005** Kit; 15 Kits/Ctn.

## FLEX-PATCH Mending Tape



Easy-to-use tape form, perfect for small jobs. 4" x 180' Roll. Boxed.

**360006**

## FLEX-PATCH Economy Strip



Same as above, only 4" x 165' roll with no adhesive. Boxed.

**360011**

# How to Patch Bottom Board

The black material enclosing the base of a mobile home is known by a variety of names: bottom board, belly board, black board, etc. Typically, the material used is asphalt-impregnated fiberboard, asphalt-impregnated fiberglass cloth or heavy tar paper. All serve the same purpose:

- Prevent moisture infiltration
- Insulate the subfloor
- Keep out animals and insects

Any tear or hole should be repaired immediately.

## STEP 1: Assess the Damage

Before repairing, figure out what caused the damage. If moisture buildup caused the tear, locate and repair the source of the leak. Replace damaged insulation and flooring. If pests caused the problem, get rid of them and their nests.

## STEP 2: Locate Joists

Remove damaged bottom board back to the center of the nearest joist.

## STEP 3: Build Frame

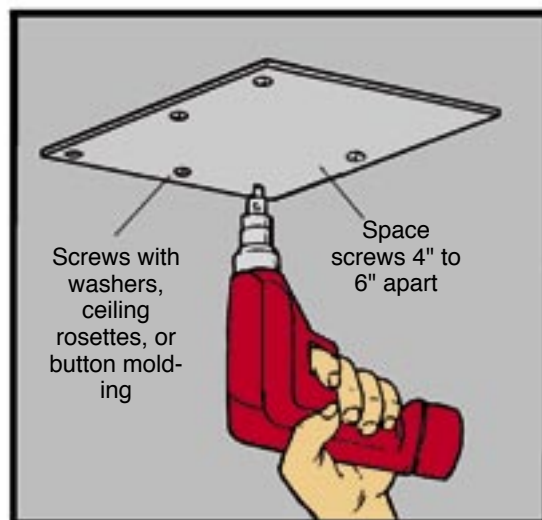
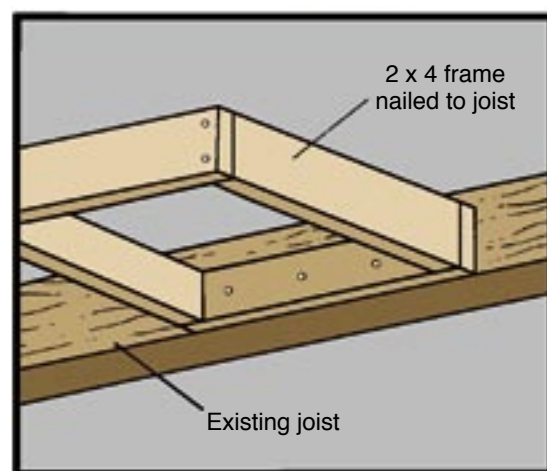
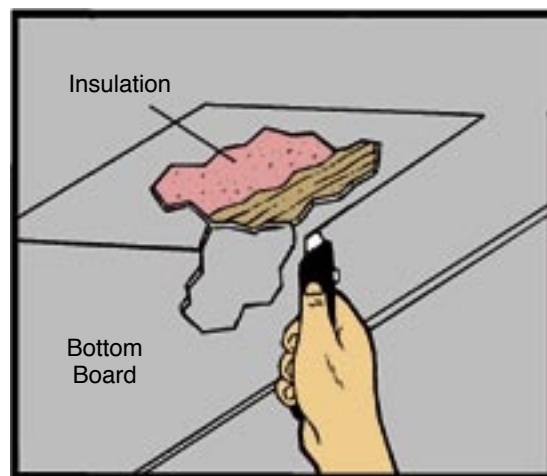
Rough in a smaller frame to be used as a nailing surface between the nearest joists. Have one side of this frame attached to a joist. (Some servicers chose not to install the small frame, but it is the most secure way to repair.)

## STEP 4: Cut Patch

Cut a new piece of bottom board, larger than the damaged area. Size the patch to fit the new frame or, if you are not using a frame, to fit completely over the damaged area.

## STEP 5: Cover Hole

Screw the patch to the frame, over the existing bottom board. If the damage is extensive, you might size the patch to attach directly to the joists. If you are using the self-adhesive Flex-Patch (page 23), you will not need any screws. Simply peel back the liner and press to the hole. For very small tears, consider using the Flex-Patch mending tape.



\*Reproduced with permission from The Mobile Home Fix-It Guide, copyright 1993 by Foremost Real Estate Company, Grand Rapids, MI.