

WeatherBest Awnings

Constructed of tough ABS material, will not rot, dent, rattle, tear or fade. Side-ventilated to prevent heat build-up and wind resistance. Pre-drilled and pre-finished, all hardware included for easy installation. Maintenance free--just clean off with a garden hose. Available in white, brown or blue, can be painted.

To Order:

Measure width of door or window, including trim and molding. Select the next larger size.

Awnings

(Drop 24", Projection 24")

207725 36"

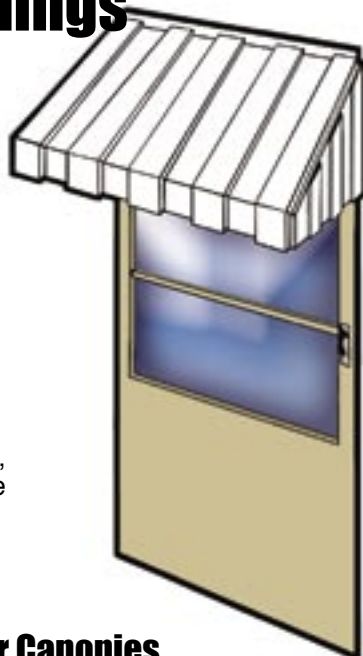
207726 42"

207727 48"

Door Canopies

(Drop 16", Projection 39-3/4")

207730 63"



All Aluminum Door Canopy



Available in white with white, tan or brown fascia. Made of durable aluminum with baked enamel, snow-white finish, complete with rain gutter.

207750 40" x 48" w/White Fascia

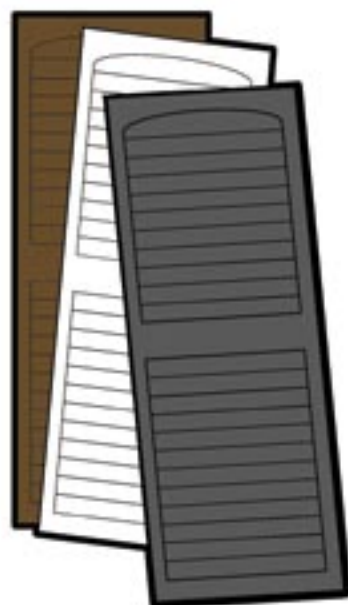
207752 40" x 60" w/White Fascia

Special Order 40" x 48" w/Tan Fascia

Special Order 40" x 60" w/Tan Fascia

Weatherbest Window Shutters

Molded shutters of high-impact polystyrene with realistic woodgrain texture. KORAD® finish will not crack, peel or chip. Sold boxed as a pair.



*Not Stocked at All Locations
Other Colors & Sizes Available
By Special Order*

9" x 27.5"

207600 Brown

207601 Black

207602 White

207603 Green

9" x 53"

207610 Brown

207611 Black

207612 White

207613 Green

9" x 41"

207605 Brown

207606 Black

207607 White

207608 Green

12" x 31"

207615 Brown

207616 Black

207617 White

207618 Green

12" x 55"

207620 Brown

207621 Black

207622 White

207623 Green

12" x 63"

207625 Brown

207626 Black

207627 White

207628 Green

15" x 31"

207630 Brown

207631 Black

207632 White

207633 Green

15" x 55"

207635 Brown

207636 Black

207637 White

207638 Green

15" x 63"

207640 Brown

207641 Black

207642 White

207643 Green

Window & Entrance Awnings




Custom-manufactured to add beauty and privacy.
Saves energy by keeping home cooler in the summer.

- Constructed of aluminum components, maintenance-free
- Standard roll form available in white, brown or tan
- Step-down style available in a wide variety of colors
- Factory pre-assembled for easy installation
- Standard with all hardware necessary for installation
- All aluminum support columns available in white, brown, black or tan
- Scallop available on closed end awnings in a wide variety of colors.

Special Order Only

Adjustable Window Awnings



White baked-on enamel finish

207801 White 36" Width-30" Projection

207802 White 48" Width-30" Projection

207803 White 40" Width-40" Projection

Screen Rooms

- All aluminum sturdy construction
- Baked-on enamel finish for care-free maintenance
- Available in choice of white or tan
- Aluminum non-insulated kick panel standard
- 2" poly-core kick panel available with aluminum, vinyl or optional OSB to be custom finished
- Many options available to custom design your screen room to meet your special project needs
- Standard with all necessary installation hardware



Special Order Only

**Please note:*

Special orders are manufactured to your specifications, so the final product may not look exactly like the pictures shown here.

SUN≡HANEN



**Please note:
Special orders are manufactured to your specifications, so the final
product may not look exactly like the pictures shown here.*

Enclosures

- All aluminum sturdy construction frame work
- Baked-on enamel finish for care-free maintenance
- Available in 2" non-insulated, 2" poly-core or 4" insulated
- Kit form or pre-built
- Available in choice of tan or white
- Many options available to custom design your enclosure to meet your special project needs
- Standard with all necessary installation hardware
- Enclosure walls are available with aluminum, vinyl or optional OSB to be custom finished

Special Order Only

SUN≡HANEN



**Please note:
Special orders are manufactured to your specifications, so the final
product may not look exactly like the pictures shown here.*

Patio Covers

- Designed and engineered for maximum strength using aluminum components
- Baked-on enamel finish for care-free maintenance
- Ridged roll-form outer frame with integrated gutter system
- Standard with all necessary installation hardware

Available Options:

- W-Pan, Flat Pan, 3" or 4" insulated
- Color-matched downspouts
- Heavy-duty aluminum columns available (scrolled, standard, 3" fluted, 3" heavy wall, rose or oak)
- Self-mating beams can be used for increased span and rigidity

207704 10' x 20' White
(Includes Posts and Downspouts)

**Other Sizes Available
By Special Order**

Prices and Specifications Subject to Change without Notice

Sunhaven Sheds

SUN HAVEN sheds are available with a flat roof (pictured) or with poly-core gable roof.

- Available in custom sizes to fit any need
- Designed and engineered for maximum strength using maintenance-free aluminum components
- Permanent baked-on enamel finish
- Standard with all necessary installation hardware
- Walls are pre-assembled for simple installation

Special Order Only



Insulated Over-Roofs

SUN HAVEN over-roofs eliminate summer heat build-up, winter heat loss, constant recoating, unsightly water streaks, expansion leaks, condensation in roof and noises caused by weather.

- Constructed with .024 aluminum panels
- Manufactured to fit any structure
- Includes installation hardware
- All maintenance-free aluminum components



Decorative Railings

- Manufactured with all aluminum components with a powder coat finish
- Available in white, tan or black
- Standard and custom sizes up to 15 feet
- Railing sections are factory pre-assembled for easy installation
- Fully adjustable for slope or step applications

Decorative Columns

- S-scroll, Rose and Oak (flat or corner) available in white, tan, black or brown
- 3" x 3" fluted available in tan and white
- 3" x 3" heavy wall available in white only
- Standard heights 8', 9' or 10' (custom heights available)



**Please note:*

Special orders are manufactured to your specifications, so the final product may not look exactly like the pictures shown here.



Attached single car carport



Attached double car carport



Free-standing carport

Attached and Free-standing Carports

- Designed and engineered for maximum strength using aluminum components
- Ridged roll-form outer frame with integrated gutter system
- Permanent baked-on enamel finish
- Standard with all necessary installation hardware

Available Options:

- W-Pan, Flat Pan, 3" or 4" insulated
- Color-matched downspouts
- Heavy-duty aluminum columns available (scrolled, standard, 3" fluted, rose, oak or 3" heavy wall for free-standing applications)
- Self-mating beams can be used for increased span and rigidity

Special Order Only

**Please note:
Special orders are manufactured to your specifications, so the final product may not look exactly like the pictures shown here.*

Available by Special Order in your choice of three popular styles:

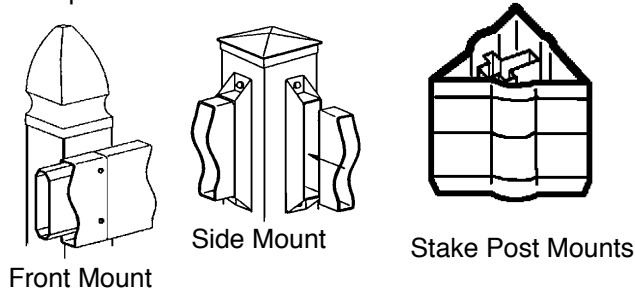
Maintenance Free Vinyl Fencing

- Never needs painting or staining
- Won't rust, corrode, rot, chip or splinter

Easy to install with common tools, in your choice of routed or stake post mounting:


Stake Post Mounting

Genova's patented Stake Post Mount fittings allow you to set 4" x 4" vinyl fence posts using a standard metal T-stake or U-stake, so installation is easy. No digging or waiting for cement to set. Rails can be mounted on the sides of posts or the front.



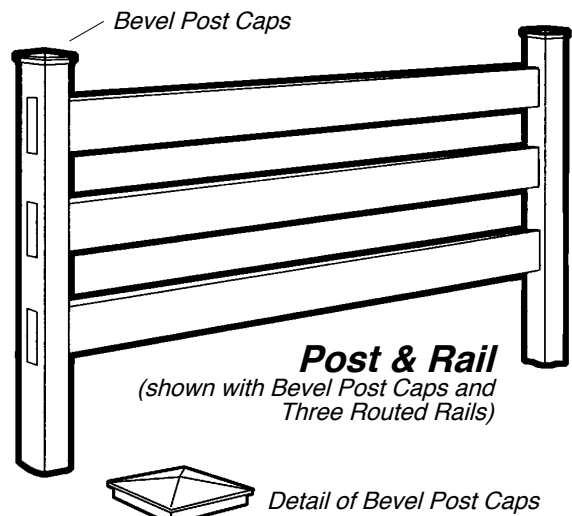
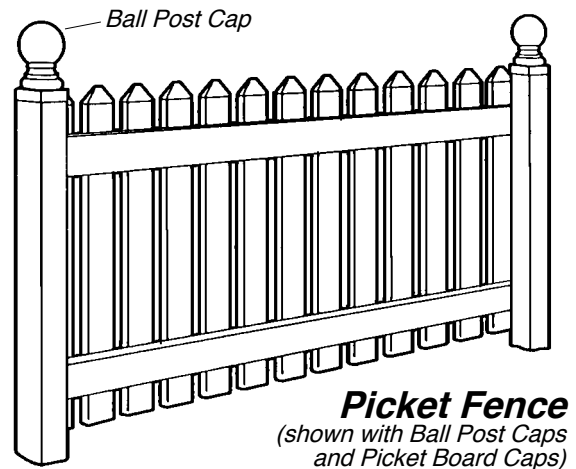
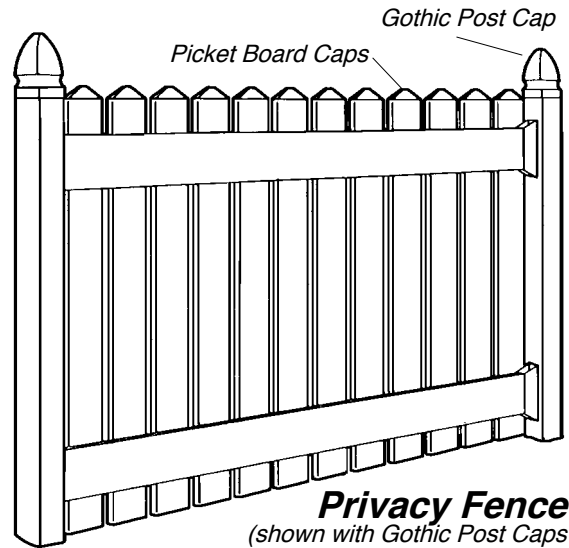
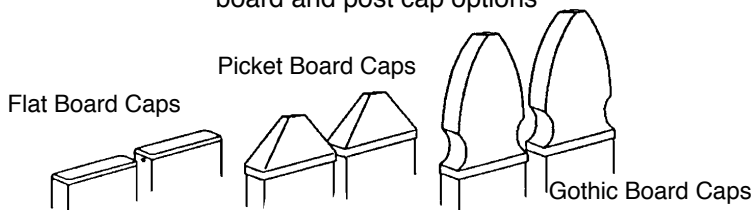
Routed Rail Post Installation

Posts are available routed for easy installation. Once 4" or 5" posts (available in heights of 60", 40" or 30") are secured in ground, rails can be slid into position. Rails are available in either 2" x 6" x 8' or 2" x 6" x 16' lengths. Self-tapping screws with covers can be installed on the bottom of rails to prevent sliding.



Versatile & Stylish

- Post & Rail available in two-rail or three-rail styles
- Stake mount styles available with square or round posts
- Picket and privacy fences available with different board and post cap options





Vinyl Hitch Hider

Attractive and clever way to hide hitches. All vinyl, maintenance-free. Makes lots more attractive too.

207850 8'

207851 10'


6' available by special order.



Pre-punched flange, complete and ready to mount over roof opening. Can be installed on metal or sloped roofs. Minimum 3:12 pitch.

- Leakproof design
- UV Protection
- Tough Polymer Panes
- Energy Efficient
- Anti-Fogging
- Easy Installation

Emerald F **NEW!** Dome SD



463000 16" x 32"

463001 24" x 24"

463002 24" x 32"

463003 48" x 48"

463004 16" x 16"

463005 16" x 48"

463010 16" x 32"

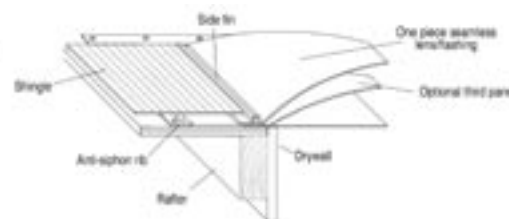
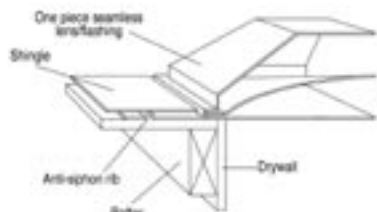
463011 24" x 24"

463012 24" x 32"

463013 48" x 48"

463014 16" x 16"

463015 16" x 48"



Options

- Multiple pans for maximum insulation
- Bronze polycarbonate for added sun control



Pre-Fabricated Brick Chimney Covers

Hides unsightly fireplace flue stacks and roof jacks giving a realistic brick chimney appearance.

Base unit comes standard as a 24" x 24" x 36" weighing only 35 lbs. with an optional 3 ft. extension, can stack to 9 ft. Developed by sandwiching lightweight polystyrene between durable 1/8" durable brick marble aggregate exterior and a strong no-rust aluminum inner framework will never fade or rust and takes just minutes to install. Box includes brick chimney panels, lid, flange, all mounting hardware and simple directions. Will outlast all traditional wood or vinyl covered flue pipes.



200200 Red Brick Cover w/all Mounting Hardware

200201 Red Brick 36" Extension

200205 Gray Brick Cover w/all Mounting Hardware

Prices and Specifications Subject to Change without Notice